

Anthem MRX 300/500/700 Remote Control – Main

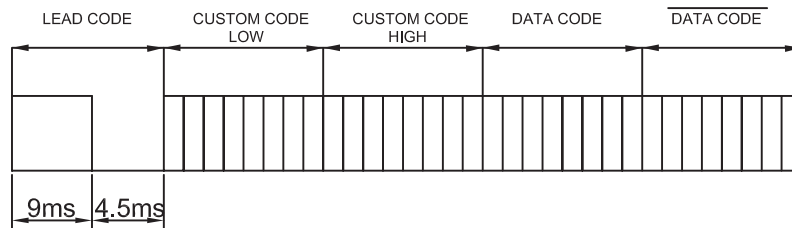
Remote-control transmitter Signal code

Remote Control System Infrared key system

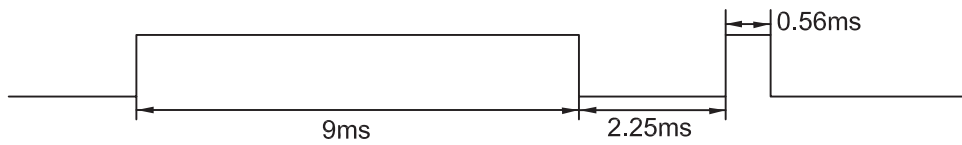
$f_{osc}=3.64\text{MHz}$ $f_c=38\text{KHz}$

Signal code transmission

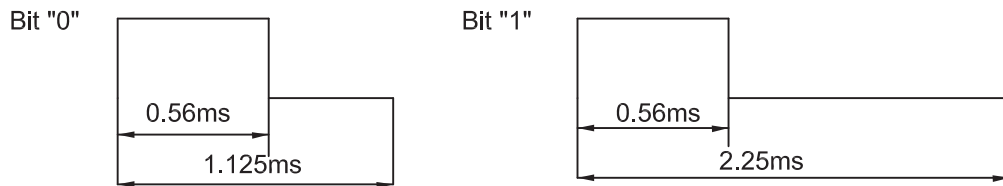
One pulse



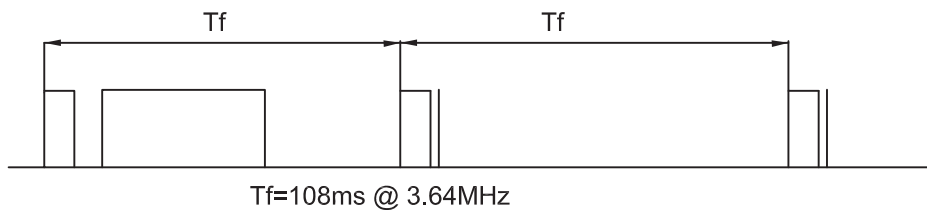
Repeat code



Bit Description










Frame Interval



Anthem MRX 300/500/700 Remote Control – Main

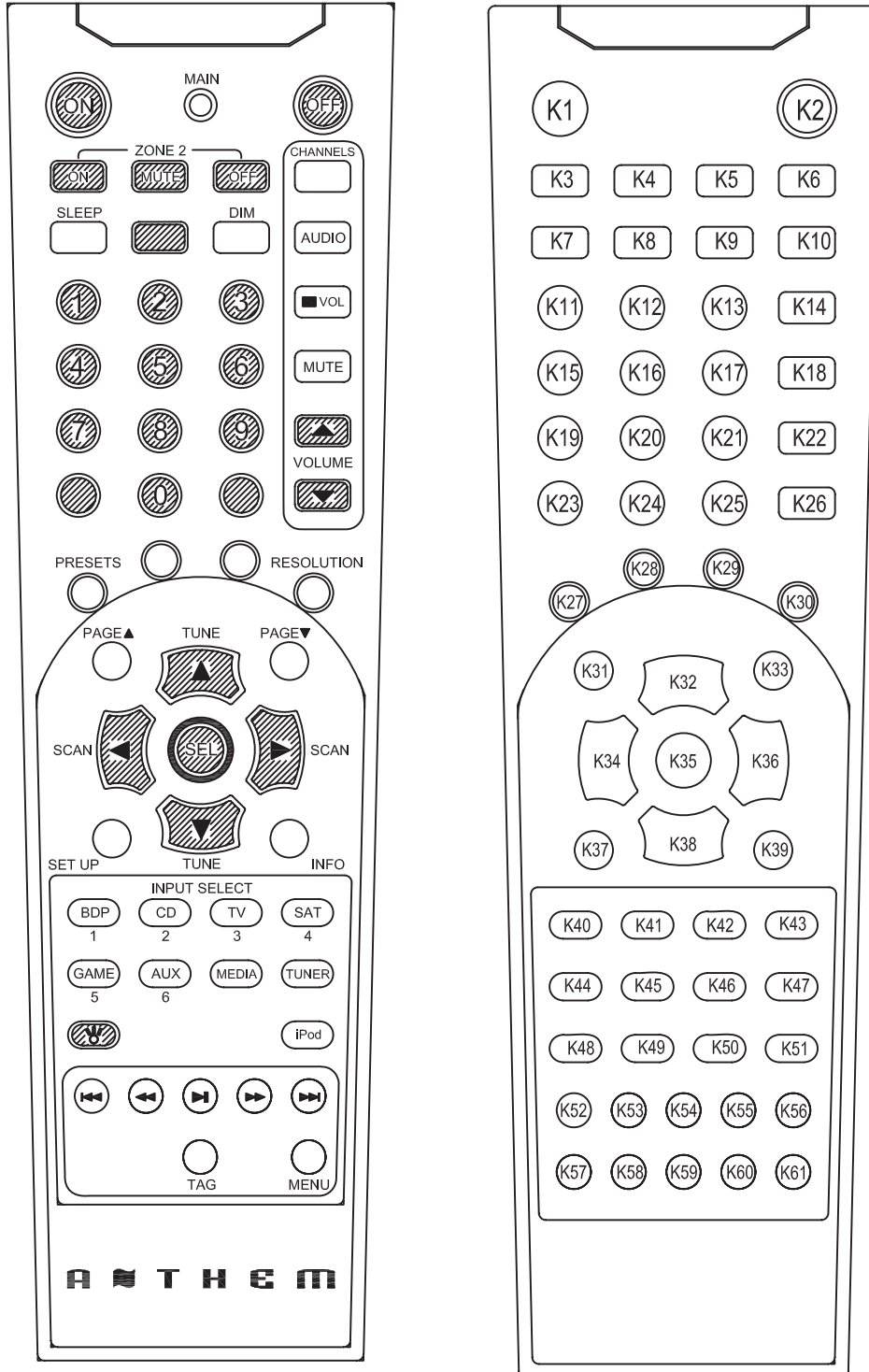
Transmission data code table

Key No	Function	Custom Code	Data
1	POWER ON	856A	97
2	POWER OFF	856A	93
3	ZONE2 ON	859A	D0
4	ZONE2 MUTE	859A	E9
5	ZONE2 OFF	859A	D1
6	CHANNELS	856A	39
7	SLEEP	856A	9B
8	—	—	—
9	DIM	856A	F3
10	AUDIO	856A	2D
11	1	856A	80
12	2	856A	81
13	3	856A	82
14	 VOL	856A	3D
15	4	856A	83
16	5	856A	84
17	6	856A	85
18	MAIN MUTE	856A	99
19	7	856A	86
20	8	856A	87
21	9	856A	88
22	VOL UP	856A	9F
23	—	—	—
24	0	856A	89
25	—	—	—
26	VOL DOWN	856A	9E
27	PRESETS	856A	6E
28	GREEN	856A	6F
29	BLUE	856A	70
30	RESOLUTION	859A	72
31	PAGE UP	859A	9B

Key No	Function	Custom Code	Data
32	TUNE UP	856A	5D
33	PAGE DOWN	859A	9C
34	SCAN LEFT	856A	60
35	SEL	856A	96
36	SCAN RIGHT	856A	5F
37	SET UP	856A	3E
38	TUNE DOWN	856A	5E
39	INFO	856A	37
40	BDP	856A	0F
41	CD	856A	8C
42	TV	856A	90
43	SAT	856A	25
44	GAME	856A	14
45	AUX	856A	26
46	MEDIA	856A	13
47	TUNER	856A	91
48		—	—
49	—	—	—
50	—	—	—
51	iPod	859A	90
52		859A	96
53		859A	94
54		859A	92
55		859A	93
56		859A	95
57	—	—	—
58	—	—	—
59	TAG	859A	9D
60	—	—	—
61	MENU	859A	97

Anthem MRX 300/500/700 Remote Control – Main

Key Arrangement



Anthem MRX 300/500/700 Remote Control – Zone 2

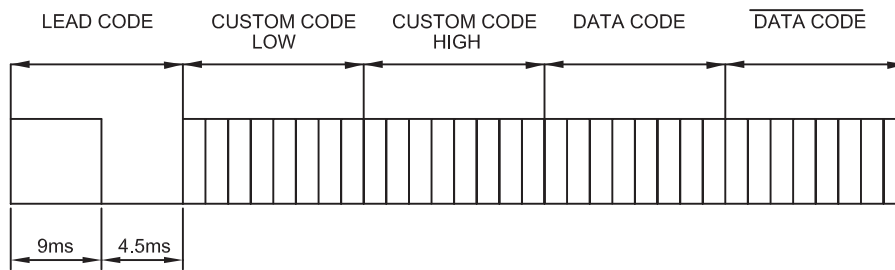
Remote-control transmitter Signal code

Remote Control System Infrared rey system

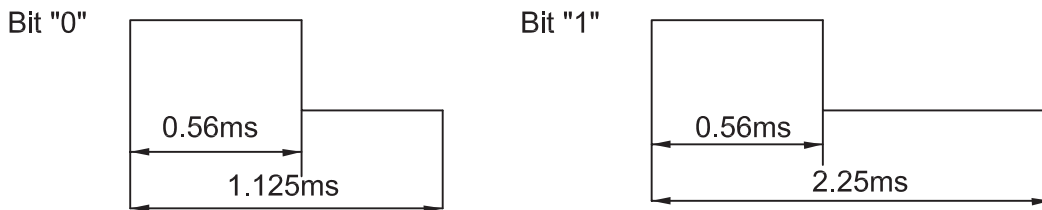
$$f_{osc}=455\text{KHz} \quad f_c=f_{osc}/12=37.917\text{KHz}$$

Signal code transmission

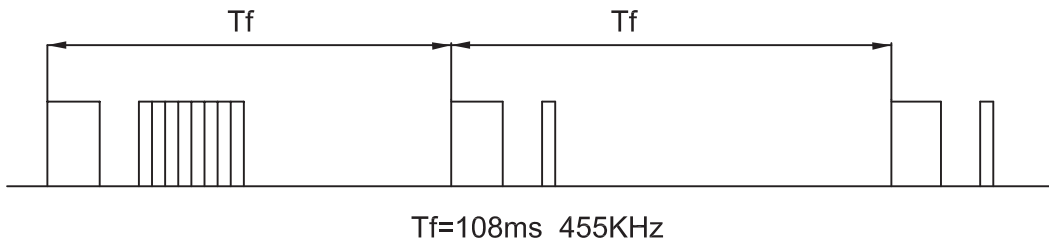
One pulse



Bit Description



Flame Interval



Anthem MRX 300/500/700 Remote Control – Zone 2

Key Arrangement

